

36 425 892



- cover plate Ø 150 mm
- temperature control handle with safety limit stop at 38°C
- hot water temperature limiter, can be preset

| | | |
|---|-------------------------------|--------------------|
|  | Chrome | 36 425 892-00 0010 |
|  | Brushed Platinum | 36 425 892-06 0010 |
|  | Platinum | 36 425 892-08 0010 |
|  | Brushed Durabrass (23kt Gold) | 36 425 892-28 0010 |
|  | Matte Black | 36 425 892-33 0010 |
|  | Brushed Champagne (22kt Gold) | 36 425 892-46 0010 |
|  | Champagne (22kt Gold) | 36 425 892-47 0010 |
|  | Brushed Chrome | 36 425 892-93 0010 |
|  | Brushed Dark Platinum | 36 425 892-99 0010 |

Required miscellaneous



Concealed thermostat for one- and two-way outlets - 35 426 970-90 0010
 •max. recess depth 136 mm
 •min. recess depth 80 mm

Recommended miscellaneous



xGRID Attachment set for integrating in the dry wall construction - 12 340 970 90

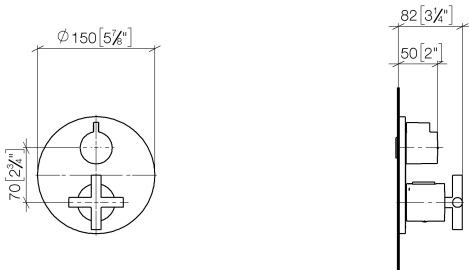
Required miscellaneous



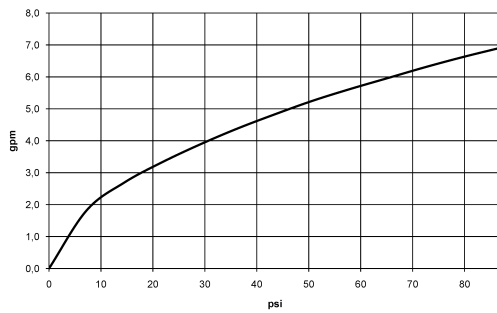
xGRID Installation track 555 mm - 12 360 970 90

36 425 892

mm [inches]



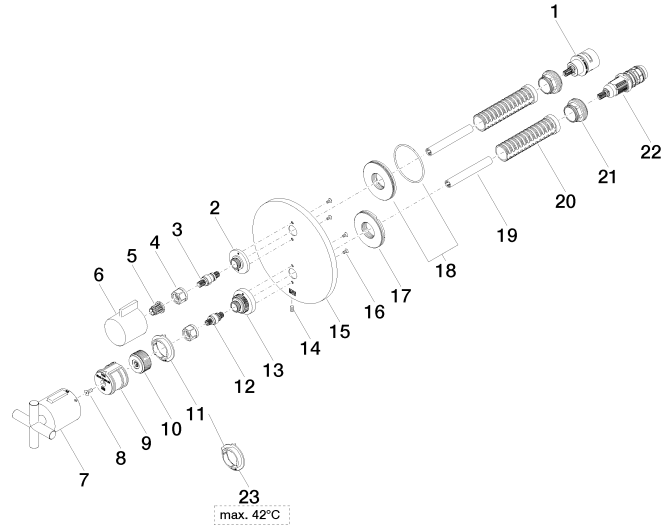
Flow rate chart



Certificates

IAPMO_4976 (7).

36 425 892



36 425 892

Spare parts list

| No. | Item Number | Name | Quantity used | Delivery time |
|-----|--------------------|------------|---------------|---------------|
| 1 | 90 90 03 166 00 90 | top | 1 | 2 |
| 2 | 09 12 12 053-00 | base | 1 | 10 |
| 3 | 04 29 06 111 01-00 | spindle | 1 | 10 |
| 4 | 90 23 30 023 00 90 | nut | 2 | 2 |
| 5 | 90 12 12 002 00 90 | fixing cap | 1 | 2 |
| 6 | 09 20 67 006-00 | handle | 1 | 10 |
| 7 | 90 17 33 022 00-00 | handle | 1 | 10 |
| 8 | 90 30 30 124 00 90 | screw | 1 | 2 |
| 9 | 90 12 12 052 00 90 | base | 1 | 2 |
| 10 | 09 12 12 054 90 | base | 1 | 2 |
| 11 | 09 28 10 190 90 | regulator | 1 | 2 |
| 12 | 04 29 06 024 01-00 | spindle | 1 | 10 |
| 13 | 09 12 12 051-00 | base | 1 | 10 |
| 14 | 09 31 11 134 90 | pin | 1 | 2 |
| 15 | 09 11 02 242-00 | plate | 1 | 10 |
| 16 | 09 30 30 157 90 | screw | 4 | 2 |
| 17 | 09 30 01 296 90 | disc | 1 | 2 |
| 18 | 90 30 01 190 00 90 | disc | 1 | 2 |
| 19 | 90 23 01 124 00 90 | sleeve | 2 | 2 |
| 20 | 90 18 40 077 01 90 | spindle | 2 | 2 |
| 21 | 09 24 04 257 90 | nut | 2 | 2 |
| 22 | 90 15 02 013 00 90 | cartridge | 1 | 2 |
| 23 | 09 28 10 189 90 | regulator | 1 | 2 |